


# Welcome Back!

Briefing Slides for Release of 2023 GCE O-Level Results



# Dear students,


You have worked hard to reach this stage. Let's celebrate our efforts!



*Finally, we are about to receive our results!*



Remember that while **everyone's educational journey is different, we can each have a fulfilling outcome!**



# Thinking about Your Next Step?

Consider these questions!

Where do I want to go?

Who am I?



How Do  
I Get There?

# Resources to help you make informed decisions




## MySkillsFuture Student Portal

A one-stop portal that empowers you to embark on a journey of self-discovery and make informed education and career choices.

Use the information and tools to explore various education and career pathways and take charge of your future.


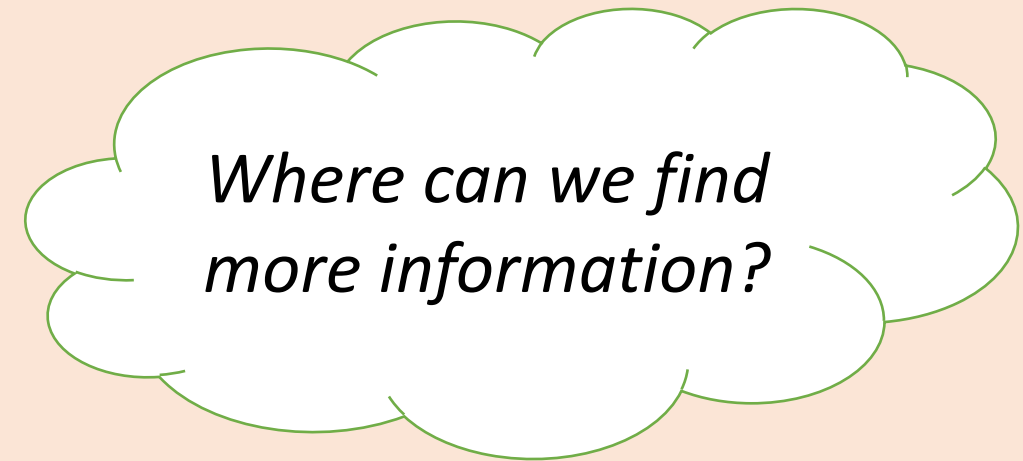
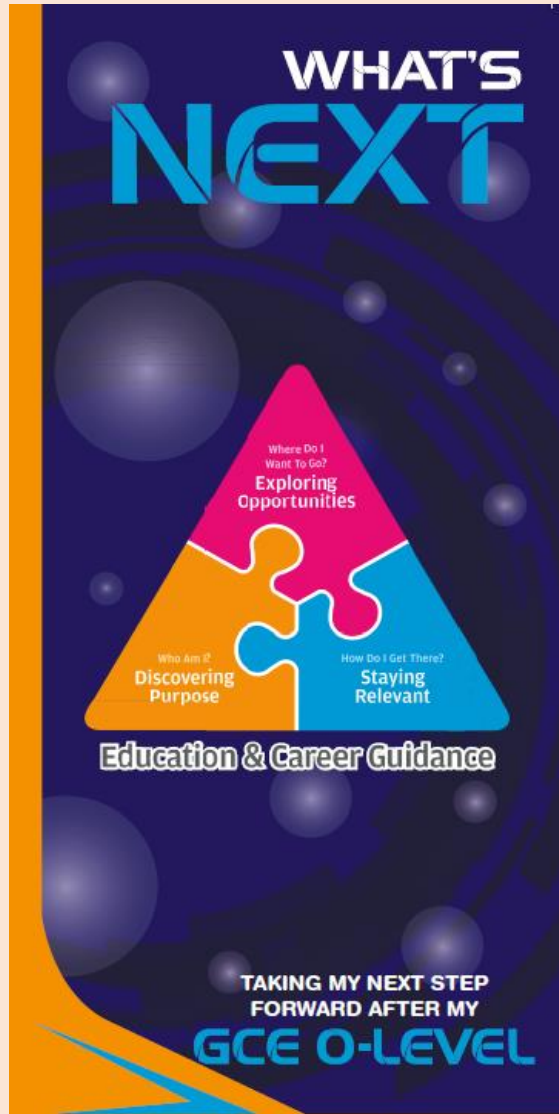
*Where can we find more information?*



<https://go.gov.sg/mySFsec>



# Resources to help you make informed decisions



<https://go.gov.sg/whats-next-olevel>

# Resources to help you make informed decisions

## Information on Post-Secondary Education

Learn more about the admissions exercises and programmes



<https://moe.gov.sg/post-secondary/admissions>

Learn more about the post-secondary education institutions



<https://moe.gov.sg/post-secondary/overview>

# Concerned About Your Next Step?

Stop

- Calm yourself down. Take a few deep breaths.

Think

- Think through the different options that are available for you. Keep things in perspective.
- Remember that the O-Level is one part of your life journey and not the destination.

Do

- Approach a trusted adult and seek his/her help. Have a conversation with this person about what would be best for you.
- Make a decision and take action based on your options.

When you receive your results, you may experience a range of emotions.

Managing these emotions well will allow you to stay calm and make rational decisions.



# Reaching out for help is a sign of strength, not weakness.

If you have any questions about your options or are not coping well, do reach out to someone you trust and speak with them. It could be a parent/guardian, teacher, ECG Counsellor, School Counsellor or a friend whom you can talk to.

*Is there  
someone we can  
speak with?*



# Support is readily available for you.

## Reach out to an ECG Counsellor!

*Who can we go to for ECG advice?*


Encourage your students to speak with Mdm Jerlyn in school on the possible pathways.

<https://go.gov.sg/ecg-support>

**OR**

Make an ECG counselling appointment via the ECG Centre @ MOE (Grange Road) at

<https://go.gov.sg/moe-ecg-centre>



**Keep a lookout for some of these signs in your peers or yourself.**

*How can we support one another?*



**D**

Deliberately avoiding others

**I**

Increased irritability, restlessness, agitation, stress and anxiety

**S**

Sending or posting moody messages on social media

**T**

Talking about death or dying

**R**

Reacting differently or gradually losing interest in things they used to like

**E**

Eating more than usual or having a much reduced appetite

**S**

Sleep pattern changes with difficulty falling asleep or oversleeping

**S**

Slowing down of energy levels

If you notice any of these signs in yourself or your friends,  
**have a chat with your school counsellor or teacher**  
Or contact SOS 24-hour hotline at **1-767** or **1800-221-4444**

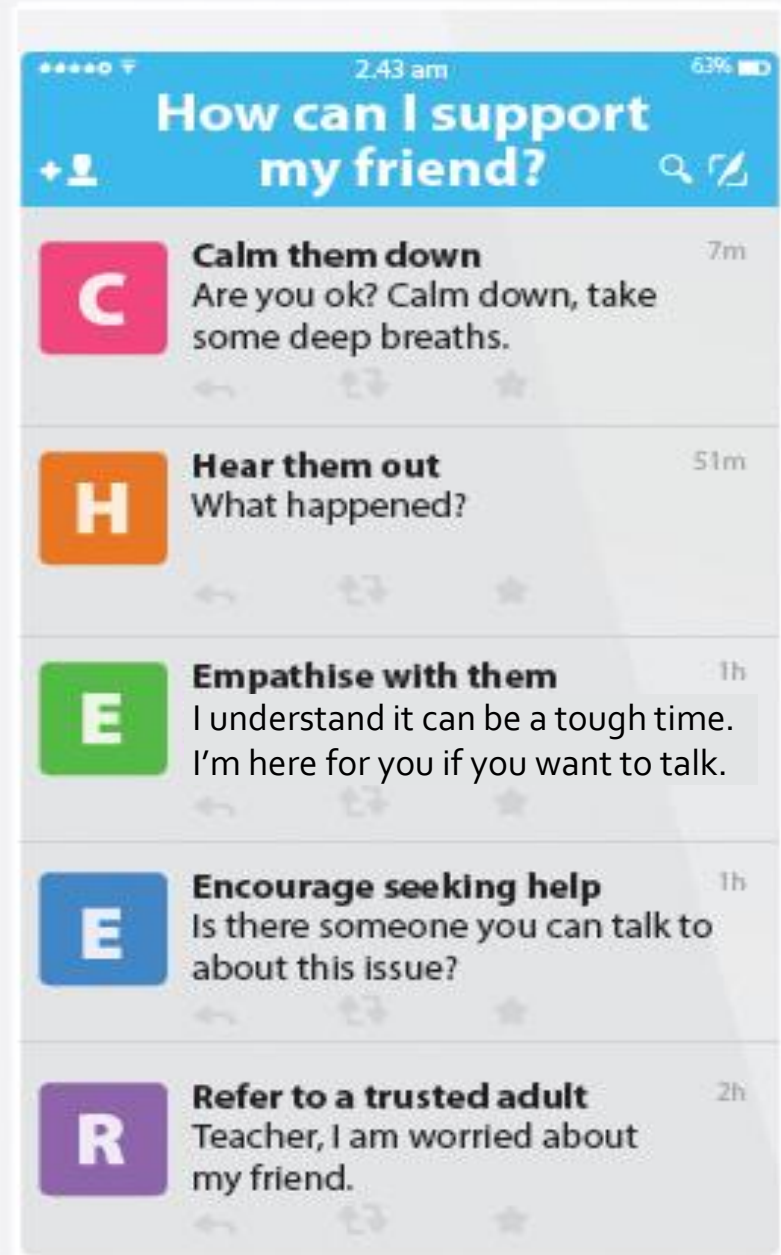


# Supporting Your Friend

We may each experience different emotions upon receiving the results. You can share your friends' joy by congratulating them or give words of encouragement to friends who may be disappointed with their results.



Keep a lookout for your friends in distress. You can support them in the following ways:



# Support is readily available for you.

There are other hotlines and chats available if you are more comfortable seeking help using these platforms. Scan the QR code below for a helpful resource.



**SOS** provides round-the-clock emotional support for those in distress, thinking of suicide or affected by suicide.

Call: **1767**  
**(24-hour helpline)**

Whatsapp: **9151 1767**  
**(24-hour Care Text)**

**TOUCHline** is a helpline to provide youths with emotional support and practical advice.

Call: **1800-377 2252**

*Monday- Friday (Excluding Public Holidays):  
9am – 6pm*

## **Community Health Assessment Team**

**(CHAT)** provides personalised and confidential mental health checks and consultation for youths. To speak with a youth support worker, you can:

Visit: **CHAT Hub at \*SCAPE, #05-05**

Call: **6493 6500/ 6501**

Email: **CHAT@mentalhealth.sg**

**Carey** is an online platform by Care Corner that provides free mental health check-ins with mental health professionals. Find out more at:  
<https://carey.carecorner.org.sg/>

**mindline.sg** is an online platform that provides tools, tips and resources to help you manage your health and well-being. Find out more at:

[www.mindline.sg](http://www.mindline.sg)



**eC2** is an e-Counselling Centre where you can talk to a trained counsellor about the issues you are facing, right where you are.

Chat with a counsellor at:

[www.ec2.sg](http://www.ec2.sg)

*Monday – Friday (Excluding Public Holidays):  
10am – 12pm & 2pm – 5pm*

**The O-Level  
examination is not  
the destination.**


**It is part of your  
education journey.**





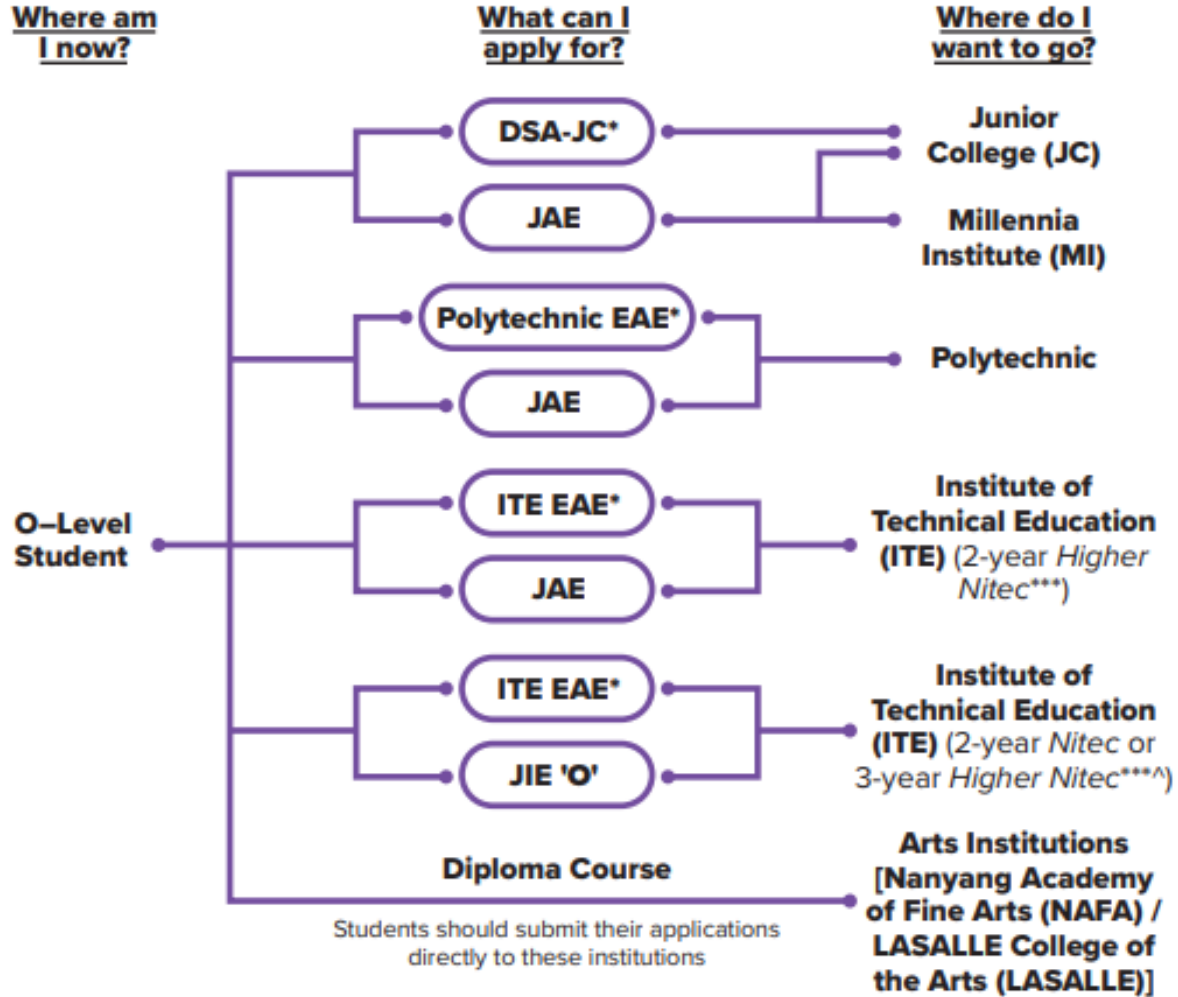
# Admissions Exercises

## Things to note





# Admissions Exercises for O-Level Students



<https://www.moe.gov.sg/post-secondary/admissions>

\*Students can apply through these admissions exercises before their O-Level examinations.

\*\*\*Selected *Nitec* and *Higher Nitec* courses are available in traineeship mode. For more information on applying to these courses, you can visit

<https://ite.edu.sg/admissions/traineeship>.

^For the list of 3-year Higher Nitec courses, please visit <https://www.ite.edu.sg/courses/full-time-courses/nitec-and-3-year-higher-nitec>.



# Details of Admissions Exercises



## JAE – Joint Admissions Exercise

JAE enables GCE O-Level holders to apply for admissions to courses offered by JCs, MI, polytechnics and ITE 2-year *Higher Nitec*.



[go.gov.sg/applyjae](https://go.gov.sg/applyjae)



## JIE 'O' – Joint Intake Exercise 'O'

The JIE 'O' is conducted to enable GCE O-Level holders to apply for the 2-year *Nitec* or 3-year *Higher Nitec* courses conducted by ITE.



[go.gov.sg/applyjie](https://go.gov.sg/applyjie)

# Details of Admissions Exercises



## **Arts Institutions – NAFA/ LASALLE**

GCE O-Level holders with the aptitude and interest to pursue the creative arts at the tertiary level may apply for diploma programmes at the Arts Institutions (AIs). Each AI runs its own admissions exercise, and interested students should apply directly to the institution.



[go.gov.sg/nafa-applynow](https://go.gov.sg/nafa-applynow)



[go.gov.sg/laselle-applynow](https://go.gov.sg/laselle-applynow)

# Overview of JAE

Release of O-Level Results

11 Jan 2024



JAE Application Results

1 Feb 2024



Joint Admissions Exercise (JAE)

11 Jan – 16 Jan



JAE Appeals



## Release of O-Level Results

Release of O-Level Results

11 Jan 2024



JAE Application Results

1 Feb 2024



Joint Admissions Exercise (JAE)


11 Jan – 16 Jan



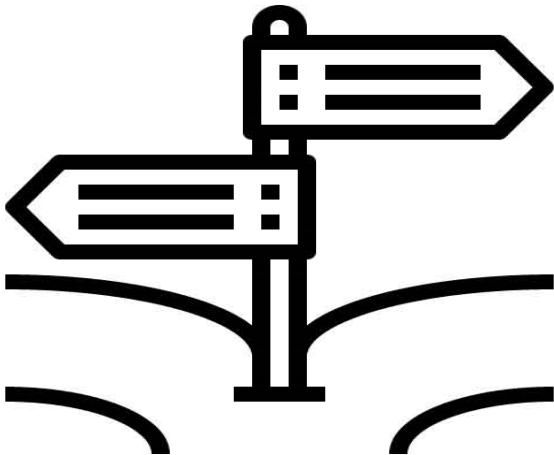
JAE Appeals



# Release of O-Level Results



- **What am I good at? Are there areas that I am interested in?**
  - Think about type of courses you have strengths and are interested in
  - For example, you may be interested in engineering, healthcare or design courses



- **Where should I go?**
  - List down all the institutions that offer courses that are aligned to your interests
  - For example, if you are interested in design, you could list down the design courses offered by the polytechnics, such as the Diploma in Immersive Media, offered by NP or Diploma in Sonic Arts, offered by RP. You can also consider courses offered by ITE such as the 2-year *Higher Nitec* in Interactive Design or the 2-year *Higher Nitec* in Visual Effects.

# Joint Admissions Exercise (JAE)

Release of O-  
Level Results



Joint  
Admissions  
Exercise (JAE)



[go.gov.sg/applyjae](https://go.gov.sg/applyjae)

# Joint Admissions Exercise (JAE)

Release of O-  
Level Results



Joint  
Admissions  
Exercise (JAE)

\*Note:  
Students who had accepted offers through the 2023 DSA-JC or EAE-Poly will not be eligible to participate in the JAE. (unless they did not meet the admission criteria)

Eligible school candidates will receive a **digital copy of Form A** via their registered email addresses from 2.00pm on **Thursday, 11 Jan 2024**.

All candidates eligible for JAE may also download a copy of Form A from the JAE-Internet System (JAE-IS) during the application period.

The JAE-IS will be accessible from **4pm on Thursday, 11 Jan 2024, to 4pm on Tuesday, 16 Jan 2024** for applicants to submit their course choices through the JAE website at [www.moe.gov.sg/jae](http://www.moe.gov.sg/jae).


# Joint Admissions Exercise (JAE)

Release of O-Level Results



Joint Admissions Exercise (JAE)

This is how your **Form A** will look like:



**2024 Joint Admissions Exercise** **Form A**

Ministry of Education  
SINGAPORE

Name : <span style="background-color: blue; color: white; padding: 5px;">[REDACTED]</span> Address : <span style="background-color: blue; color: white; padding: 5px;">[REDACTED]</span> School Code : <span style="background-color: blue; color: white; padding: 5px;">[REDACTED]</span>	013173-3605 Centre Index No. <span style="background-color: blue; color: white; padding: 5px;">[REDACTED]</span>
--	---

Please apply your course choices by **16 Jan 2024, 04:00 PM.**

**Your 2023 GCE O-Level Examination results:**  
 ENGLISH LANGUAGE = B4, CHINESE = A1, MATHEMATICS = A2, SCIENCE (CHEMISTRY & BIOLOGY) = A1,  
 PRINCIPLES OF ACCOUNTS = B3, HUMANITIES (SOCIAL STUDIES, GEOGRAPHY) = B3, NUTRITION AND FOOD SCIENCE = A2  
 CCA = EXCELLENT

**Your aggregate scores:**

JC	MI	Polytechnic				ITE		
L1R5	L1R4	ELR2B2-A	ELR2B2-B	ELR2B2-C	ELR2B2-D	ELB4-A	ELR1B3-B	ELR2B2-C
13	10	11	11	10	10	10	10	10

**Your eligible courses:**

- You meet the entry requirements for the below courses and are eligible to apply. However, a place in the course is not guaranteed as admission is based on merit, your choices and available vacancies.
- Course codes and descriptions can be found in [www.moe.gov.sg/jaecourses](http://www.moe.gov.sg/jaecourses).

JC/MI:  
You are eligible for all JC/MI courses.


Polytechnic/ITE:

C27 C28 C29 C30 C31 C32 C34 C35 C36 C38 C41 C42 C43 C45 C46 C47 C49 C50 C51  
 C52 C54 C62 C65 C67 C69 C70 C71 C72 C73 C75 C80 C81 C85 C87 C89 C93 C94 C96  
 C97 C98 N11 N12 N13 N14 N15 N40 N41 N42 N43 N44 N45 N48 N50 N51 N53 N54 N55

\*Form A contains gross aggregate scores for JC, MI, polytechnic and ITE aggregate types, and the JAE courses that you are eligible to apply.




## Joint Admissions Exercise (JAE)



- **Which courses should I choose?**
  - Use all your 12 JAE choices carefully
  - Refer to the polytechnic and ITE websites to find out more
  - For polytechnic and ITE 2-year *Higher Nitec* courses:  
<https://moe.gov.sg/coursefinder>

# Joint Admissions Exercise (JAE)



- You can refer to the **CourseFinder** on MOE's website (<https://www.moe.gov.sg/coursefinder>) for details on the courses offered, including information on the subject-specific minimum entry requirements (MERs), and the net aggregate range for specific courses based on previous year JAE.
- **Students to submit your application through the JAE Internet System (JAE-IS) at <https://www.moe.gov.sg/jae> using your Singpass during the application period.**
- \*Before accessing the JAE-IS, **use the JAE Worksheet** as a template to prepare the relevant information.

# Joint Admissions Exercise (JAE)

## Joint Admissions Exercise (JAE) JAE Worksheet

This JAE worksheet is provided to assist you before you do your online course application.

### (A) Personal Particulars

Please fill in your personal particulars and update them as necessary in the online system.

NRIC/FIN : \_\_\_\_\_  
 Name : \_\_\_\_\_  
 Mobile Number\* : \_\_\_\_\_  
 Contact Number : \_\_\_\_\_  
 Email Address^ : \_\_\_\_\_

\*Your posting result will be sent via SMS to a valid Singapore mobile number.

^Your JAE verification slip, which captures your submitted course preferences, will be sent to this email address.

### (B) Course Preference

- You can apply for courses which you meet the eligibility criteria. Please refer to your Form A for course eligibility.
- Course codes and descriptions can be found in [www.moe.gov.sg/jaecourses](http://www.moe.gov.sg/jaecourses).
- You are strongly advised to make full use of the 12 choices, where applicable.

Choice Order	Course Code
1 <sup>st</sup>	
2 <sup>nd</sup>	
3 <sup>rd</sup>	
4 <sup>th</sup>	
5 <sup>th</sup>	
6 <sup>th</sup>	

Choice Order	Course Code
7 <sup>th</sup>	
8 <sup>th</sup>	
9 <sup>th</sup>	
10 <sup>th</sup>	
11 <sup>th</sup>	
12 <sup>th</sup>	

### (C) Elective Programmes

This section only applies to students who are eligible for the following elective programmes.

If you qualify and wish to apply, you must select the JC(s) offering the programme as one of your choice(s) in (B) Course Preference.

Please note that you may apply for only **ONE** Programme.

<u>Chinese Language Elective Programme (CLEP)</u>	<u>Malay Language Elective Programme (MLEP)</u>	<u>Tamil Language Elective Programme (TLEP)</u>
I would like to apply for CLEP in the following JC(s):	I would like to apply for MLEP in the following JC(s):	I would like to apply for TLEP in the following JC(s):
<input type="checkbox"/> Dunman High School <input type="checkbox"/> Hwa Chong Institution <input type="checkbox"/> Jurong Pioneer JC <input type="checkbox"/> Nanyang JC <input type="checkbox"/> Temasek JC	<input type="checkbox"/> Jurong Pioneer JC <input type="checkbox"/> National JC <input type="checkbox"/> Raffles Institution <input type="checkbox"/> Tampines Meridian JC <input type="checkbox"/> Yishun Innova JC	<input type="checkbox"/> Anderson Serangoon JC <input type="checkbox"/> National JC

After you have completed this JAE worksheet, please submit your application online at [www.moe.gov.sg/jae](http://www.moe.gov.sg/jae)

# JAE Application Results

Release of O-  
Level Results



Joint  
Admissions  
Exercise (JAE)

JAE  
Application  
Results



The posting results of the JAE application are scheduled for release on **Thursday, 1 Feb 2024** through the following modes:

- a. Short Message Service (SMS) to the Singapore mobile phone number provided by the applicant during application
- b. JAE-IS, which is accessible through the JAE website using applicant's Singpass

# JAE Application Results

Release of O-Level Results



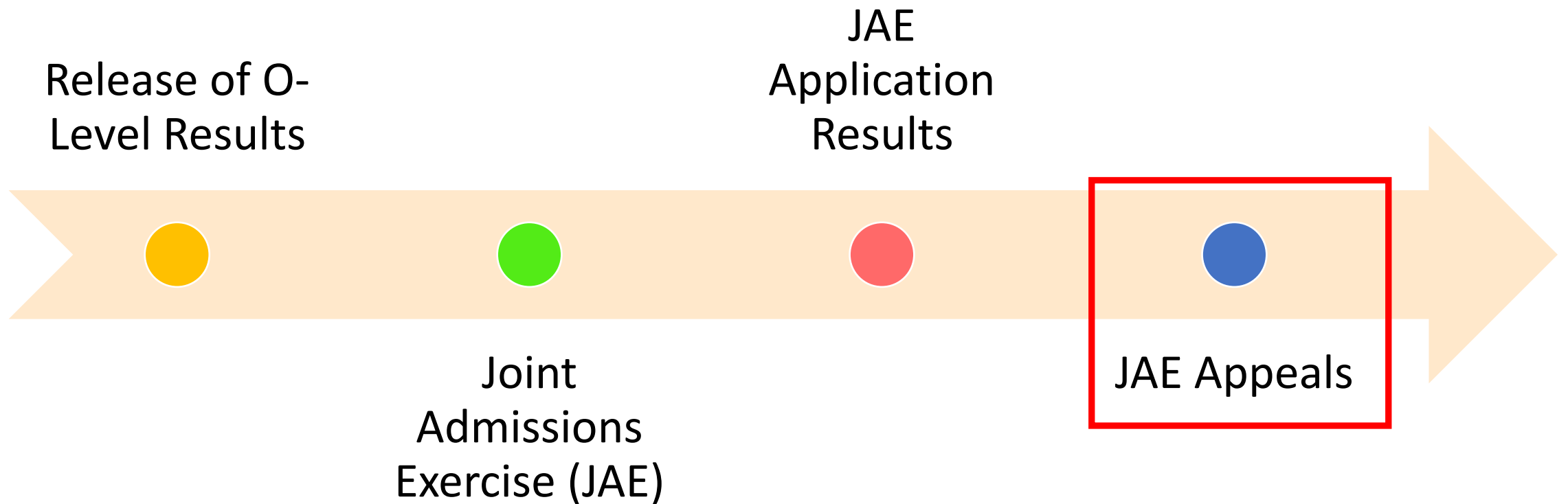
Joint Admissions Exercise (JAE)

JAE Application Results



- Applicants posted to JCs and MI are to report to their posted institutions on Friday, 2 Feb 2024.
- Applicants posted to polytechnics or ITE will receive an email or package via mail on the enrolment details by end-February 2024.


# JAE Appeals





- **Which courses should I appeal for?**

- You can only appeal for courses where you meet the current year's cut-off point, as well as the MERs
- Refer to the JAE appeals website for information on the net aggregate range for the previous JAE for specific courses for the current year
- Refer to the CourseFinder on MOE's website (<https://www.moe.gov.sg/coursefinder>) for information on the subject-specific MERs on courses that you are interested to appeal
- Think about appealing for a range of courses, including those offered by ITE



- **How do I appeal for a course?**

- Submit your appeal through the JAE appeals website:  
<https://jaeappeal.edu.sg>
- Use all your 6 JAE appeals choices carefully
- For additional advice, you can approach your school teachers, ECG counsellor and parents, or make an ECG counselling appointment via the ECG Centre@MOE (Grange Road) at  
<https://go.gov.sg/moe-ecg-centre>




## After JAE Appeals




- **How do I check for my JAE appeals outcome?**
  - You will be informed of your appeal outcome through the online appeals portal, as well as through SMS notifications
  - Look out for your appeal outcome, and consider the course you were posted to carefully
  - If you did not receive a posting by the end of JAE appeals, you will be offered an alternative course as an additional option
  - If you are offered an alternative posting, do accept it and give it a try, as it will give you a chance to continue your studies

## After JAE Appeals



- **Can I still appeal after the end of JAE appeals?**
- You can still appeal directly to the polytechnics and ITE for courses that you are interested in
- You can do this even if you have accepted the posting offered through JAE appeals

Polytechnic	Venue & JAE Counselling details	Link
SP	<u>SP Convention Centre Level 1</u> <ul style="list-style-type: none"> <li>• 11 Jan, 2pm – 5pm</li> <li>• 12 &amp; 15 Jan, 10am – 5pm</li> <li>• 16 Jan, 10am – 4pm</li> </ul>	<a href="https://www.sp.edu.sg/jae#key-highlights-anchorlink">https://www.sp.edu.sg/jae#key-highlights-anchorlink</a>
NP	<u>NP Convention Centre</u> <ul style="list-style-type: none"> <li>• 11 Jan, 3pm – 5pm</li> <li>• 12 &amp; 15 Jan, 11am – 5pm</li> <li>• 16 Jan, 11am – 4pm</li> </ul>	<a href="https://www.np.edu.sg/jae/schedule">https://www.np.edu.sg/jae/schedule</a>
TP	<u>TP Auditorium Foyer</u> <ul style="list-style-type: none"> <li>• 12 Jan, 1pm – 9.30pm</li> <li>• 13 Jan, 9am – 1pm</li> </ul>	<a href="https://www.tp.edu.sg/jae/index.html#advisement">https://www.tp.edu.sg/jae/index.html#advisement</a>
NYP	<u>JAE Centre at Blk A, Auditorium Lobby</u> <ul style="list-style-type: none"> <li>• 11 Jan, 3pm – 5pm</li> <li>• 12 &amp; 15 Jan, 10am – 5pm</li> <li>• 16 Jan, 10am – 4pm</li> </ul>	<a href="https://www.nyp.edu.sg/jae.html">https://www.nyp.edu.sg/jae.html</a>
RP	<u>W1 Forum, Level 1</u> <ul style="list-style-type: none"> <li>• 12 &amp; 15 Jan, 10am – 5pm</li> </ul>	<a href="https://www.rp.edu.sg/admissions/course-counselling">https://www.rp.edu.sg/admissions/course-counselling</a>



**Assess our  
OPSS ECG  
microsite  
NOW!**




<https://go.gov.sg/opssecg>

# Thank you



CONFIDENTIAL

# For Students Planning for Private Education



# The 3Rs when deciding on Private Education

## Reasons

- Why are you furthering your studies?
- Is this for better job prospects?

## Readiness

- How ready are you to further your studies?
- Can you cope with the academic rigour and assignment deadlines?
- Can you fund your studies?

## Risks

- Do you know the possible drawbacks?
- Your expected returns may not exceed the investments you put into your private education.
- Private schools may make exaggerated claims.
- Private schools may close due to various reasons.
- You may not get a full refund if you withdraw from your course.

<https://go.gov.sg/3rs>





# 8 Things You Should Know Before You Enrol in A Private School

## School Registration



Ensure the school is registered with CPE. Review the school's registration period, expiry date and its overall registration track record.

## Partner Institution



Research on the partner institution conferring the diploma or degree, and whether the qualification is recognised by the industry.

## EduTrust Certification Scheme

Is the school EduTrust-certified\*? Under the scheme, private schools are assessed for their performance in areas such as school management and provision of student support services.



*\*Schools are required to obtain EduTrust certification in order to offer external degree programmes*

## School Premises

Head down to the campus ground to check the facilities and support services. Observe the study environment too.



## Fee Protection



Ask if there is any course fee protection so that you will be able to recover unconsumed course fees should the school close down.

## Beyond Course fees



Find out about the course syllabus and materials, graduation rates and employment prospects. Approach the alumni to find out what they think of the school.

## Teachers

Check if the teachers are qualified to teach the course.



## Internship

If industry attachment is included, find out which organisation you will be attached to, the period of attachment and the alternative arrangement should the attachment become unavailable. Verify the information with the organisation as well.





ARE  
YOU  
READY?

