


Welcome Back!

Briefing Slides for Release of 2023 N-Level Results



Dear students,


You have worked hard to reach this stage. Let's celebrate your efforts!



Finally, we are going to get our results!



Remember that while **everyone's educational journey is different, we can each have a fulfilling outcome!**



Thinking about Your Next Step?

Consider these questions!

Where do I want to go?

Who am I?



How Do
I Get There?

Resources to help you make informed decisions




MySkillsFuture Student Portal

A one-stop portal that empowers you to embark on a journey of self-discovery and make informed education and career choices.

Use the information and tools to explore various education and career pathways and take charge of your future.


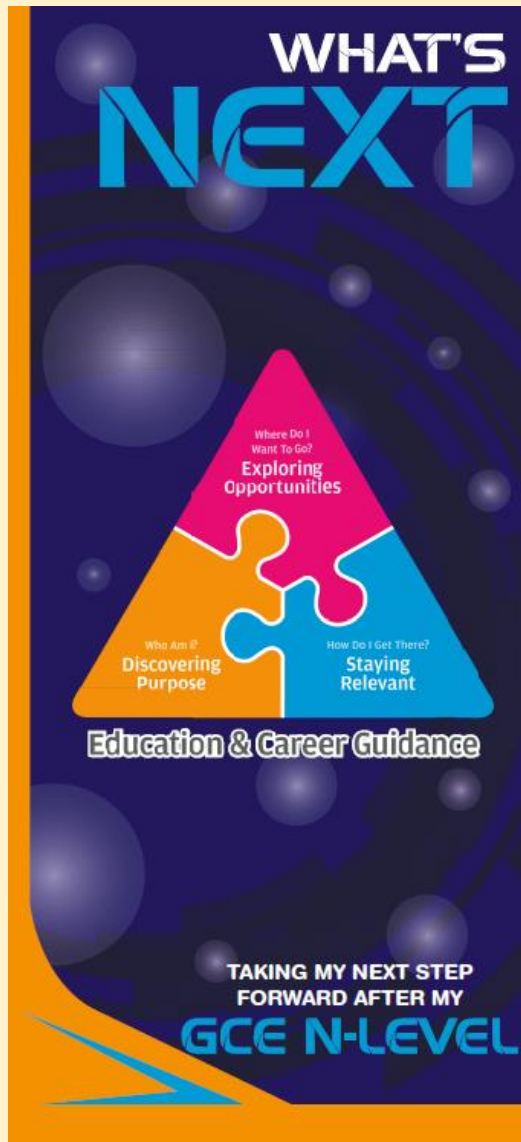
Where can we find more information?



<https://go.gov.sg/mySFsec>



Resources to help you make informed decisions



<https://go.gov.sg/whats-next-nlevel>

Resources to help you make informed decisions


Post-Secondary Education

Learn more about the admissions exercises and programmes



<https://moe.gov.sg/post-secondary/admissions>

Learn more about the post-secondary education institutions



<https://moe.gov.sg/post-secondary/overview>

Concerned about your next steps?

Stop

- Calm yourself down. Take a few deep breaths.

Think

- Think through the different options that are available for you. Keep things in perspective.
- Remember that the N-Level is one part of your life journey and not the destination.

Do

- Approach a trusted adult and seek his/her help. Have a conversation with this person about what would be best for you.
- Make a decision and take action based on your options.

When you receive your results, you may experience a range of emotions.

Managing these emotions well will allow you to stay calm and make rational decisions.

Reaching out for help is a sign of strength, not weakness.

If you have any questions about your options or are not coping well, do reach out to someone you trust and speak with them. It could be a parent/guardian, teacher, ECG Counsellor, School Counsellor or a friend that you can talk to.

*Is there
someone we
can speak
with?*



Support is readily available for you.

Reach out to an ECG Counsellor!

Who can we go to for ECG advice?

Make an appointment to speak with Mdm Jerlyn via zoom at <https://go.gov.sg/ecg-support>.

OR

Make an ECG counselling appointment via the ECG Centre @ MOE (Grange Road) at <https://go.gov.sg/moe-ecg-centre>



<https://go.gov.sg/ecg-support>



Keep a lookout for some of these signs in your peers or in yourself

How can we support one another?



D

Deliberately avoiding others

I

Increased irritability, restlessness, agitation, stress and anxiety

S

Sending or posting moody messages on social media

T

Talking about death or dying

R

Reacting differently or gradually losing interest in things they used to like

E

Eating more than usual or having a much reduced appetite

S

Sleep pattern changes with difficulty falling asleep or oversleeping

S

Slowing down of energy levels

If you notice any of these signs in yourself or your friends,
have a chat with your school counsellor or teacher
Or contact SOS 24-hour hotline at **1-767** or **1800-221-4444**

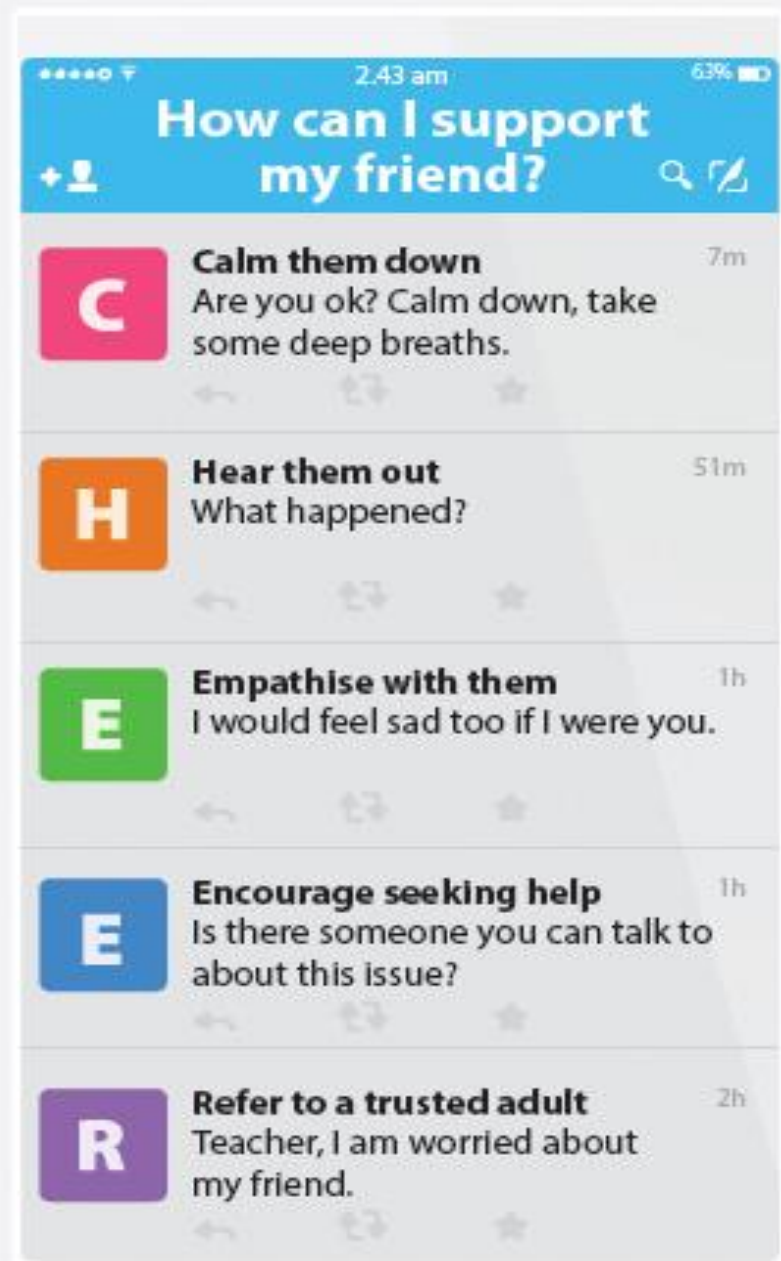


Supporting Your Friend

We may each experience different emotions upon receiving the results. You can share your friends' joy by congratulating them or give words of encouragement to friends who may be disappointed with their results.




Keep a lookout for your friends in distress. You can support them in the following ways:



Support is readily available for you.

There are other hotlines and chats available if you are more comfortable seeking help using these platforms.



SOS

SOS provides round-the-clock emotional support for those in distress, thinking of suicide or affected by suicide. This service is manned by trained volunteers.

Call: **1767**
(24-hour helpline)

Whatsapp: **9151 1767**
(24-hour Care Text)

There are also alternative avenues for emotional support for those who prefer to write. Response time for this service is within 48 hours, excluding weekends and public holidays.

Email: pat@sos.org.sg

TOUCHline


TOUCHline is a helpline to provide youths with emotional support and practical advice.

Call: **1800-377 2252**

Monday- Friday (Excluding Public Holidays): 9am – 6pm

Support is readily available for you.

There are other hotlines and chats available if you are more comfortable seeking help using these platforms.



Community Health Assessment Team (CHAT)

If you experience prolonged difficulties, CHAT provides personalised and confidential mental health checks and face-to-face consultation for youth aged 16 to 30. To speak with a youth support worker, you can:

Visit: **CHAT Hub at *SCAPE, #05-05**

Call: **6493 6500/ 6501**

Email: **CHAT@mentalhealth.sg**

eC2


eC2 is an e-Counselling Centre where you can talk to a trained counsellor about the issues you are facing, right where you are.

Youths may chat with a counsellor online at: www.ec2.sg

Monday – Friday (Excluding Public Holidays): 10am – 12pm & 2pm – 5pm

Support is readily available for you.

There are other hotlines and chats available if you are more comfortable seeking help using these platforms.



Carey

Carey is an online platform by Care Corner that provides free mental health check-ins with mental health professionals. Explore self-help tools and learn how to cope better or support your friends too.

Find out more:

<https://carey.carecorner.org.sg/>



mindline.sg

mindline.sg is an online platform that provides tools, tips and resources to help you manage your health and well-being. Explore and find out how you can improve your mental well-being and support your friends too.

Find out more:

www.mindline.sg

Support is readily available for you.

There are other hotlines and chats available if you are more comfortable seeking help using these platforms. Scan the QR code below for a helpful resource.



SOS provides round-the-clock emotional support for those in distress, thinking of suicide or affected by suicide.

Call: **1767**
(24-hour helpline)

Whatsapp: **9151 1767**
(24-hour Care Text)

TOUCHline is a helpline to provide youths with emotional support and practical advice.


Call: **1800-377 2252**
*Monday- Friday (Excluding Public Holidays):
9am – 6pm*

Community Health Assessment Team (CHAT) provides personalised and confidential mental health checks and consultation for youths. To speak with a youth support worker, you can:

Visit: **CHAT Hub at *SCAPE, #05-05**
Call: **6493 6500/ 6501**
Email: **CHAT@mentalhealth.sg**

Carey is an online platform by Care Corner that provides free mental health check-ins with mental health professionals. Find out more at:
<https://carey.carecorner.org.sg/>

mindline.sg is an online platform that provides tools, tips and resources to help you manage your health and well-being. Find out more at:
www.mindline.sg



eC2 is an e-Counselling Centre where you can talk to a trained counsellor about the issues you are facing, right where you are.

Chat with a counsellor at:
www.ec2.sg
*Monday – Friday (Excluding Public Holidays):
10am – 12pm & 2pm – 5pm*




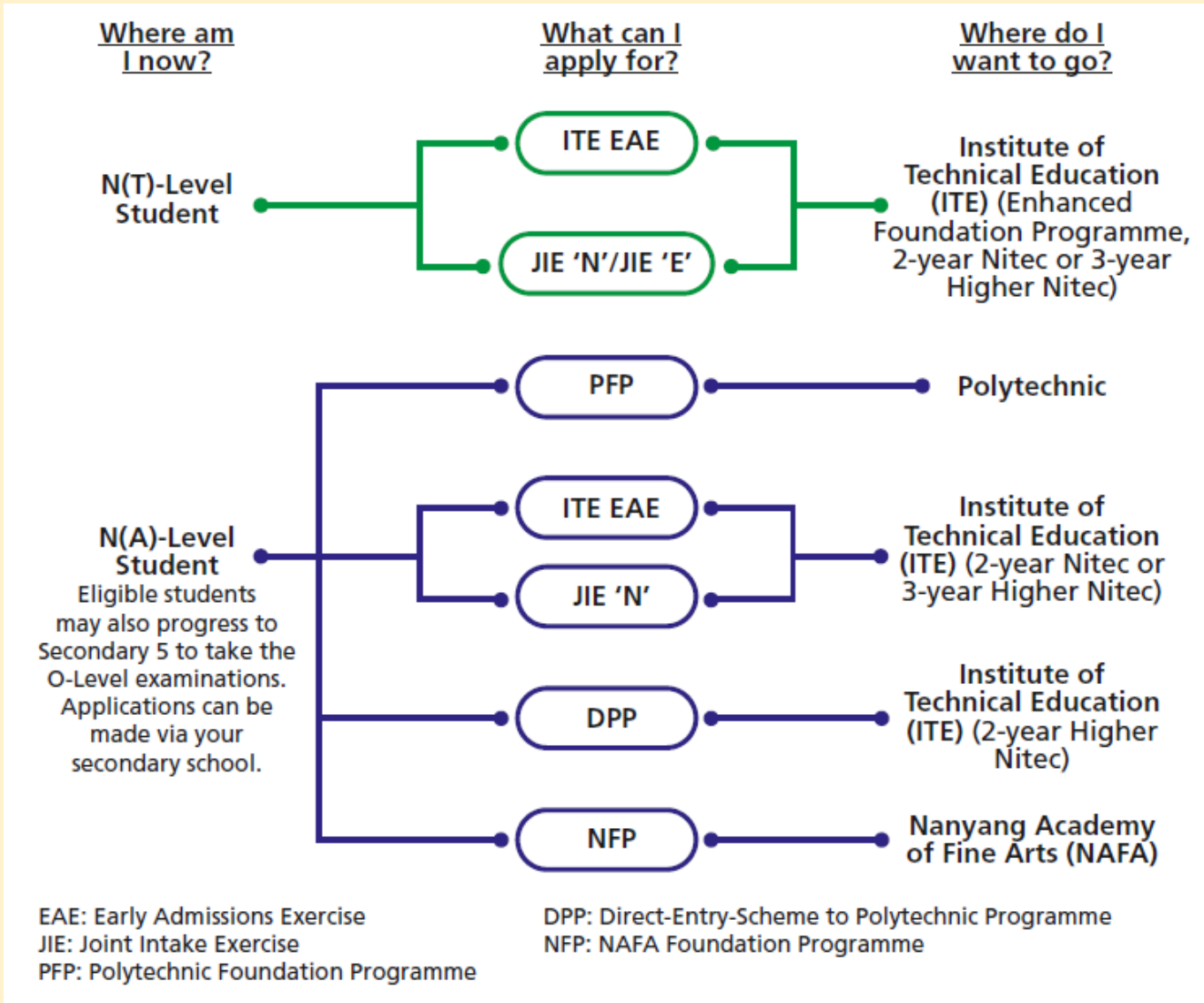
**The N-Level
examination is not
the destination.**

**It is part of your
education journey.**

Admissions Exercises

Things to note





<https://www.moe.gov.sg/post-secondary/admissions>

For more information on applying to these courses, you can visit

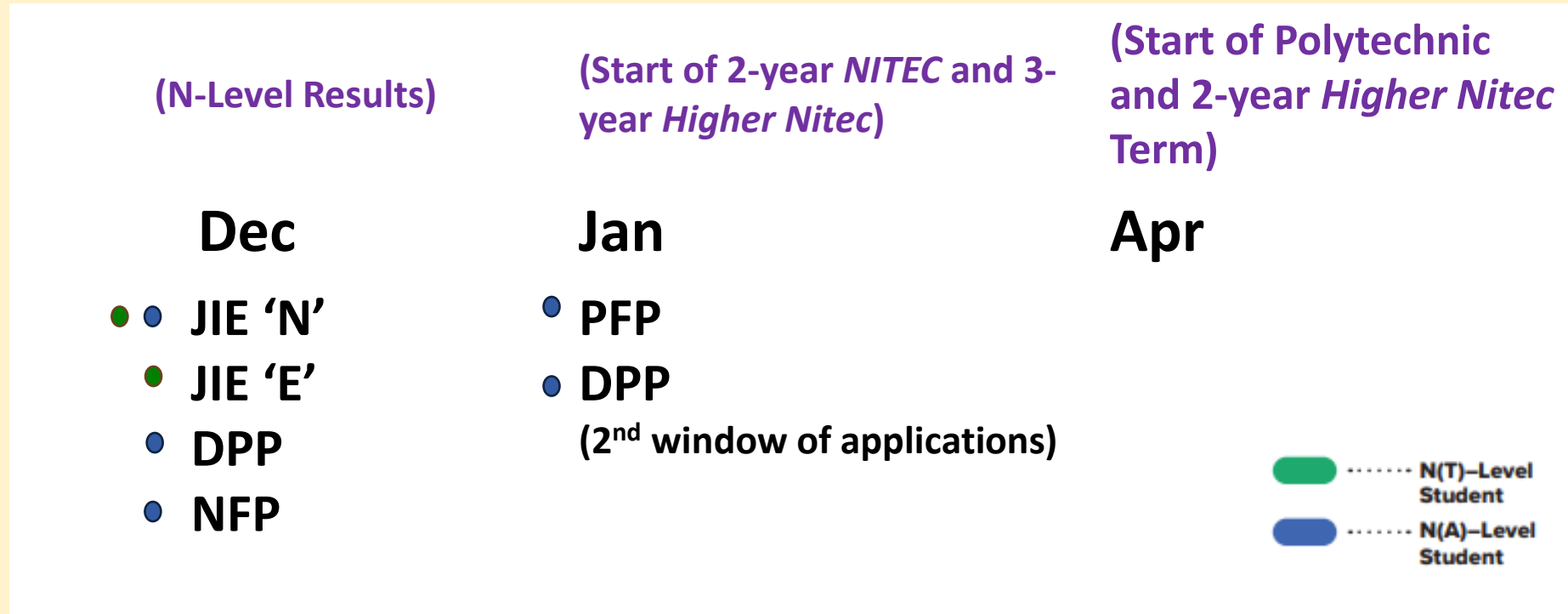
<https://ite.edu.sg/admissions/traineeship>

For the list of 3-year Higher Nitec courses, please visit

<https://www.ite.edu.sg/courses/full-time-courses/nitec-and-3-year-higher-nitec>

Selected Nitec and Higher Nitec courses are available in traineeship mode.

Admissions Exercises Application Timeline



Details of Admissions Exercises





JIE 'N'/JIE 'E' – Joint Intake Exercise

The JIE 'N' is for 2-year *Nitec* or 3-year *Higher Nitec* courses offered by ITE.

The JIE 'E' is for GCE N(T) students to apply for the 3-year *Nitec* course with Enhanced *Nitec* Foundation Programme.



go.gov.sg/applyjie

-  N(T)–Level Student
-  N(A)–Level Student

Key Dates for Jan 2024 Intake Exercise (Full-time Nitec Courses)

Key Activity	Period for 2-Year and 3-Year Nitec Courses, and 3-Year and 4-year Higher Nitec courses	Remarks
1st Phase (Main Phase)		
Application	18 Dec 2023 (2.30pm) to 21 Dec 2023 (5pm)	Apply through the Internet at https://www.ite.edu.sg with NRIC / FIN and Date of Birth. You may also apply using SingPass.
Release of Results	29 Dec 2023 at 9am	Check results at https://istudent.ite.edu.sg with web ID and password
Acceptance of Course Offer Period	29 Dec 2023 to 3 Jan 2024	Accept course offer at https://istudent.ite.edu.sg with web ID and password
2nd Phase (Late Application/Appeal Phase)		
Application	29 Dec 2023 to 3 Jan 2024	Apply through the Internet at https://istudent.ite.edu.sg with NRIC / FIN and Date of Birth. You may also apply using SingPass.
Release of Results	10 Jan 2024 at 9am	Check results at https://istudent.ite.edu.sg with web ID and password
Acceptance of Course Offer Period	10 Jan 2024 to 12 Jan 2024	Accept course offer at https://istudent.ite.edu.sg with web ID and password
3rd Phase (Final Top-up Phase)		
Application	1 st Top-up Phase Application - 10 Jan to 18 Jan 2024 2 nd Top-up Phase Application - 24 Jan to 7 Feb 2024	Apply through the Internet at https://istudent.ite.edu.sg with NRIC / FIN and Date of Birth. You may also apply using SingPass.
Release of Results	1 st Top-up Phase - 15 Jan to 24 Jan 2024 2 nd Top-up Phase - 24 Jan to 14 Feb 2024	Check results at https://istudent.ite.edu.sg with web ID and password
Acceptance of Course Offer Period	1 st Top-up Phase - 15 Jan to 24 Jan 2024 2 nd Top-up Phase - 24 Jan to 14 Feb 2024	Accept course offer at https://istudent.ite.edu.sg with web ID and password

Jan 2024 Intake Term Commencement Date: **8 Jan 2024**

JUST-IN-TIME INFORMATION ON JIE APPLICATION (JAN 2024 INTAKE)

Information For Students on Key Dates for Jan 2024 intake

1. All N(A)* /N(T) school leavers are encouraged to put in an application during the **1st Phase (Main Phase)** between **18 Dec 2023 (2.30pm) to 21 Dec 2023 (5pm)**. Application results for the 1st Phase will be released on **29 Dec 2023 at 9am**.
2. If you wish to appeal, please accept the course offered **before** applying in the **2nd Phase (Late Application/Appeal Phase)** between **29 Dec 2023 to 3 Jan 2024**. The application results for the 2nd Phase will be known on **10 Jan 2024 at 9am**.
3. Unsuccessful applicants can appeal under the **3rd Phase (Final Top-up Phase)** between **10 Jan to 18 Jan 2024 and 24 Jan to 7 Feb 2024** for courses with vacancies. The application results for the 3rd Phase will be known between **15 Jan to 24 Jan 2024** and **24 Jan to 14 Feb 2024**.

*N(A) students progressing to ITE

For further enquiries, N-Level school leavers can contact
ITE Hotline: 1800-2222-111

Key Pointers for Students on ITE's Joint Intake Exercise (JIE) for Admission to Nitec Courses

ALL N(T) students and N(A) students (who are not progressing to 5N(A) or repeating 4N(A)) are eligible for JIE.

Keen competition for Nitec and Higher Nitec courses, so use all 12 choices wisely!

Participation in Main Phase is key to secure a place in ITE!

If you are keen in the work & learn option, you may consider applying for the ITE Traineeship programme. Do apply in the Main Phase to avoid missing a place in ITE!

If you are unsuccessful in EAE, make sure you apply in Main Phase to avoid missing a place!

If you have received an additional letter, then you are eligible for the Enhanced Foundation Programme.

If you are eligible for EFP, make sure you apply for the 2-year Nitec and 3-year Higher Nitec first before applying for EFP!

The EFP helps to build the necessary literacy and numeracy foundations that will enable you to successfully complete your Nitec course!




If you are counter-offered a course, accept it first before appealing for another course you may be more interested in!

STEP-BY-STEP INFORMATION FOR JIE APPLICATION

Online Application for

2-Year Nitec and 3-Year
Higher Nitec Courses

3-Year Nitec/4-year Higher Nitec
Course with EFP
(for N(T) courses with 0, 1 pass)

1. Go to https://www.ite.edu.sg .	
2. Click  icon.	
3. Under JIE 'N', click  icon to link to the application website	Under JIE 'E', click  icon to link to the application website
4. At the application website: <ol style="list-style-type: none"> Enter NRIC / FIN and Date of Birth to start application. You may also apply using SingPass. Upon completion of application, applicants will receive their web ID and password. 	

STEP-BY-STEP INFORMATION FOR JIE APPLICATION

Checking of Posting Results/Accept Course Offer

2-Year Nitec and 3-Year
Higher Nitec Courses


3-Year Nitec/4-year Higher Nitec
Course with EFP
(for N(T) courses with 0, 1 pass)

1. Go to <https://istudent.ite.edu.sg>.
2. Enter **web ID** and password.
3. Click '**Self-Service**' followed by '**Student Admission**' followed by '**View Application Results**' to view the application results and to accept course offer.

The above steps applies to all phases (refer to [Slide 9](#) for dates).
For more details, please refer to ITE Admission Booklet.

Additional Information For Students

The information listed in the table below will help you to make an informed decision on which choice of courses you could consider applying at ITE.

S/N	Information	Attachment/Link
1	ITE Factsheet 2023	 JIEN2023 Factsheet
2	ITE Course Booklet 2024	https://for.edu.sg/ite-course-booklet-2024
3	ITE Traineeship Courses	https://www.ite.edu.sg/courses/traineeship-courses .
4	Information on Progression Opportunities (From <i>Nitec</i> Courses to <i>Higher Nitec</i> and Technical Diploma Courses)	https://www.ite.edu.sg/admissions/full-time-courses/nitec/progression-opportunities
5	Information on Graduate Employment Survey	https://www.ite.edu.sg/admissions/graduate-employment-survey

Details of Admissions Exercises



PFP – Polytechnic Foundation Programme

PFP is a one-year programme that offers a practice-oriented curriculum taught by polytechnic lecturers to better prepare polytechnic-bound Secondary 4 N(A) students for entry into selected polytechnic diploma courses. PFP students are given provisional places in diploma programmes, subject to them passing all modules in the one-year programme.



go.gov.sg/pfp



DPP – Direct-Entry-Scheme to Polytechnic Programme

DPP allows Secondary 4N(A) students to be admitted directly into selected 2-year *Higher Nitec* programmes at ITE without having to sit for the O-Level examinations or undergo a *Nitec* programme. DPP students who successfully complete their *Higher Nitec* courses at ITE and attain the required qualifying Grade Point Average (GPA) scores are guaranteed a place in a polytechnic diploma course mapped to their *Higher Nitec* course.



go.gov.sg/applydpp





NFP – NAFA Foundation Programme

NFP is a one-year practice-based programme that prepares N(A)-Level holders to pursue a diploma in the creative arts. NFP students who successfully complete the programme will be offered a place in their chosen diploma course at NAFA.



go.gov.sg/nafa-applynow

-  **N(T)–Level Student**
-  **N(A)–Level Student**

DIRECT-ENTRY-SCHEME TO POLYTECHNIC PROGRAMME (DPP)

5 Things You Need to Know

1. What is the DPP?

- Prepares Sec 4N(A) students for progression into selected polytechnic diploma courses via a 2-year *Higher Nitec* programme at ITE, and a 10-week DPP preparatory course
 - Serves as an alternative to Sec 5
- DPP students who meet the minimum qualifying GPA score are guaranteed a place in a polytechnic diploma course mapped to the *Higher Nitec* course. (Refer to <https://www.ite.edu.sg/admissions/full-time-courses/higher-nitec-dpp> for course mapping.)
- About 1,200 places offered across 18 *Higher Nitec* courses

2. Am I eligible for DPP?

- Sec 4N(A) student who has sat for GCE N-Level exams in 2023
- Obtained ELMAB3 aggregate of 19 points or less (before deduction of CCA bonus points)
- Meet course-specific entry requirements
- If you can check all 3 boxes above, you're eligible!**
(Note: Being eligible to apply *does not guarantee* you a place in a DPP *Higher Nitec* course.)

If you have offered GCE O-Level examination subjects in 2023, you may refer to this table for the equivalent grade to compute your ELMAB3 aggregate:

GCE O-Level Grade	Converted Grade
A1-B3	1
B4-C6	2
D7	3
E8	4

3. How do I apply?

- Upon release of the GCE N-Level results, all DPP-eligible students may apply for DPP *Higher Nitec* courses via the ITE website (<https://www.ite.edu.sg>).
- You may select up to 12 course choices.
- Remember to provide updated contact details in your application so that ITE can contact you if necessary.

4. How will I be informed of the outcome?

- You should check your DPP posting results online on the morning of the release of the DPP posting results.
- You will then have to indicate if you wish to accept/reject/appeal the offer.
- Your offer will be void if you do not accept the offer by the stipulated date. You will be required to continue with your classes in Sec 5 or with your *Nitec* course if your application via JIE 'N' is successful

5. What happens next?

Upon accepting your DPP offer, you will attend a 10-week DPP preparatory programme starting from Jan 2024.

Release of GCE N-Level Results	DPP Application	Application Processing	Release of DPP Posting Results	Accept/Reject/Appeal	Release of GCE O-Level Results	DPP Application for newly-eligible students	Application Processing	Release of DPP Posting Results	End of DPP Admissions Exercise
--------------------------------	-----------------	------------------------	--------------------------------	----------------------	--------------------------------	---	------------------------	--------------------------------	--------------------------------

December 2023

January 2024

Early February
2024

POLYTECHNIC FOUNDATION PROGRAMME (PFP)

Essential Things You Need to Know

1. What is the PFP?

- A foundation year at the polytechnics that:
 - Prepares well-performing Sec 4N(A) students for entry into relevant polytechnic diploma courses
 - Serves as an alternative to Sec 5
- Conducted over two academic semesters at the polytechnics
- Students must pass all PFP modules in order to progress to their respective, pre-selected diploma courses.

2. Am I Eligible for PFP 2024?

- You are eligible for the PFP if you:
- Sat for GCE N-Level exams as a school candidate in 2023
 - Have obtained an ELMAB3 aggregate of 12 points or less (before deduction of CCA bonus points)
 - Met subject-specific entry requirements as listed on the PFP portal

If you can check all 3 boxes above, you're eligible!
 (Note: Eligibility does not guarantee you a place in a PFP course)

If you had offered GCE O-Level examination subjects in 2023, you may refer to this table for the equivalent grade to compute your ELMAB3 aggregate:

GCE 'O' Level Grade	Converted Grade
A1-B3	1
B4-C6	2
D7	3
E8	4

3. How do I Apply?

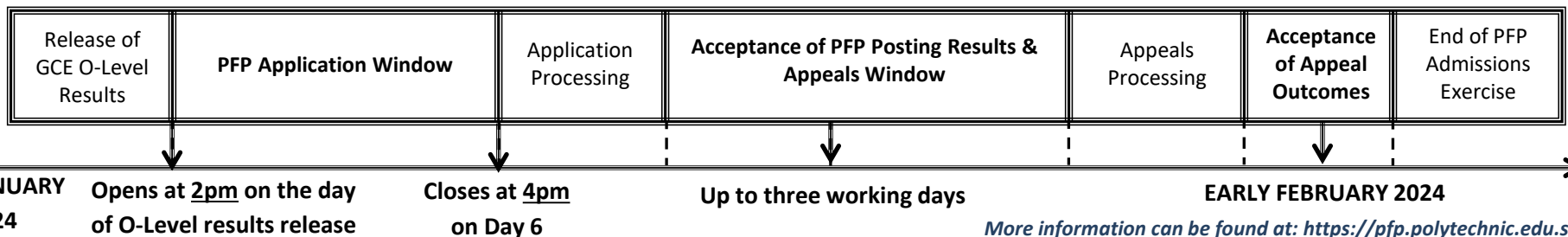
- Upon release of the GCE O-Level results, all PFP-eligible students will receive Form P containing a PFP PIN that allows them to apply for the PFP at this [link](#).
- You may select up to five course choices.
- Remember to provide updated contact details in your application to allow the polytechnics to contact you if necessary.
 (Note: You should continue to attend Sec 5 from 2 January 2024 while applying for PFP.)

4. How Will I be Informed of the Outcome?

- You should log in to the PFP portal to check your application outcomes on the day of PFP posting results release.
- You will then have to indicate if you wish to accept/reject/appeal the offer.
- If you do not select any option, your offer will become invalid and you will be required to continue with your classes in Sec 5/DPP.
 (Note: If your appeal is successful, your original offer will be voided, regardless of whether you accept the new PFP offer.)

5. What Happens Next?


- If you accept your offer, you will receive an enrolment package from the polytechnics in February/March 2024.
- The PFP year will start in April 2024.



Thank you



For Students Planning for Private Education



The 3Rs when deciding on Private Education

Reasons

- Why are you furthering your studies?
- Is this for better job prospects?

Readiness

- How ready are you to further your studies?
- Can you cope with the academic rigour and assignment deadlines?
- Can you fund your studies?

Risks

- Do you know the possible drawbacks?
- Your expected returns may not exceed the investments you put into your private education.
- Private schools may make exaggerated claims.
- Private schools may close due to various reasons.
- You may not get a full refund if you withdraw from your course.

<https://go.gov.sg/3rs>



8 Things You Should Know Before You Enrol in A Private School

School Registration



Ensure the school is registered with CPE. Review the school's registration period, expiry date and its overall registration track record.

Partner Institution



Research on the partner institution conferring the diploma or degree, and whether the qualification is recognised by the industry.

EduTrust Certification Scheme

Is the school EduTrust-certified*? Under the scheme, private schools are assessed for their performance in areas such as school management and provision of student support services.



**Schools are required to obtain EduTrust certification in order to offer external degree programmes*

School Premises

Head down to the campus ground to check the facilities and support services. Observe the study environment too.



Fee Protection



Ask if there is any course fee protection so that you will be able to recover unconsumed course fees should the school close down.

Beyond Course fees



Find out about the course syllabus and materials, graduation rates and employment prospects. Approach the alumni to find out what they think of the school.

Teachers

Check if the teachers are qualified to teach the course.



Internship

If industry attachment is included, find out which organisation you will be attached to, the period of attachment and the alternative arrangement should the attachment become unavailable. Verify the information with the organisation as well.





Ministry of Education
SINGAPORE