

Welcome Back!


Briefing Slides for Release of N-Level Results

19 December 2022



Dear students,

As we gather here today, let us all celebrate our efforts!




Finally, we are going to get our results!



Think about your opportunities

*Are we all going to
be okay?*



Remember that **everyone's learning journey is different**
but **we can each have a fulfilling outcome!**

No matter the circumstances, there is always a way forward.

Stop

- Calm yourself down. Take a few deep breaths.

Think

- Think through the different options that are available for you. Keep things in perspective.
- Remember that the N-Level is one part of your life journey and not the destination.

Do

- Approach a trusted adult and seek his/her help. Have a conversation with this person about what would be best for you.
- Make a decision and take action based on your options.

When you receive your results, you may experience a range of emotions.

Managing these emotions well will allow you to stay calm and make rational decisions.

Keep a lookout for some of these signs in your peers or yourself.

How can we support one another?



D

Deliberately avoiding others

I

Increased irritability, restlessness, agitation, stress and anxiety

S

Sending or posting moody messages on social media

T

Talking about death or dying

R

Reacting differently or gradually losing interest in things they used to like

E

Eating more than usual or having a much reduced appetite

S

Sleep pattern changes with difficulty falling asleep or oversleeping

S

Slowing down of energy levels


If you notice any of these signs in yourself or your friends,
have a chat with your school counsellor or teacher

Or contact SOS 24-hour hotline at **1800-221-4444**



Supporting Your Friend

We may each experience different emotions upon receiving the results. You can share your friends' joy by congratulating them or give words of encouragement to friends who may be disappointed with their results.




Keep a lookout for your friends in distress. You can support them in the following ways:

-
- A photograph of a smartphone screen held by a hand. The screen displays a list of tips under the heading "How can I support my friend?". The tips are: "Calm them down" (7m), "Hear them out" (51m), "Empathise with them" (1h), "Encourage seeking help" (1h), and "Refer to a trusted adult" (2h). Each tip includes a brief description and icons for back, refresh, and favorite.
- C** **Calm them down** 7m
Are you ok? Calm down, take some deep breaths.
 - H** **Hear them out** 51m
What happened?
 - E** **Empathise with them** 1h
I would feel sad too if I were you.
 - E** **Encourage seeking help** 1h
Is there someone you can talk to about this issue?
 - R** **Refer to a trusted adult** 2h
Teacher, I am worried about my friend.

Reaching out for help is a sign of strength, not weakness.


Is there someone we can speak with?

If you have any concerns or are not coping, do reach out to someone you trust and speak with them. It could be a parent/guardian, teacher, School Counsellor or a friend that you can talk to.



Help is readily available for you.

There are other hotlines and chats available if you are more comfortable seeking help using these platforms.



SOS

SOS provides round the clock emotional support for those in distress, thinking of suicide or affected by suicide. This service is manned by trained volunteers.

Call: **1-767 or 1800-221-444**
(24-hour helpline)

There are also alternative avenues for emotional support through email and text messaging.

Email: **pat@sos.org.sg**
(Response within 48 hours)

SOS Care Text: **www.sos.org.sg**
(6pm – 6am on Mon to Thu and 6pm to 11:59pm on Fri)

Community Health Assessment Team (CHAT)

If you experience prolonged difficulties, CHAT provides personalised and confidential mental health checks and face-to-face consultation for youth aged 16 to 30. To speak with a youth support worker, you can:

Visit: **CHAT Hub at *SCAPE, #05-05** or
Call: **6493 6500/ 6501** or
Email: **CHAT@mentalhealth.sg**

Help is readily available for you.

There are other hotlines and chats available if you are more comfortable seeking help using these platforms.

eC2

eC2 is an e-Counselling Centre where you can talk to a trained counsellor about the issues you are facing, right where you are.

Youths may chat with a counsellor online at:
www.ec2.sg

Monday – Friday
(Excluding Public Holidays): 10am – 12pm & 2pm – 5pm

TOUCHline

TOUCHline is a helpline to provide youths with emotional support and practical advice.

Call: **1800 3772252**

Monday – Friday
(Excluding Public Holidays): 9am – 6pm

mindline.sg

mindline.sg is an online platform that provides tools, tips and resources to help you manage your health and well-being. Explore and find out how you can improve your mental well-being and support your friends too.

Find out more:
www.mindline.sg




Help is readily available for you.

Reach out to an ECG Counsellor!


Make an appointment to speak with your ECG Counsellor in school.

Make an online or phone counselling appointment with the ECG Centre @ MOE (Grange Road) through

<https://go.gov.sg/moe-ecg-centre>



*Is there
someone we
can speak with?*





ECG

EDUCATION | CAREER | GUIDANCE

COUNSELLING



Education Pathways

What Education Pathways should I choose?



Course Choices

Which Course should I choose?



Career Aspirations

I do not have any career aspirations.



I Don't Know

I don't know what to do be next time but i know i like Science. How now?




Scan the QR code to make an appointment via Zoom for this JIE application period.

Or contact Ms Jerlyn via email at jerlyn_poh_yoke_hui@schools.gov.sg or via telegram



- Please scan the QR code on the left to make an appointment with Ms Jerlyn Poh during this period for N-level support till 23 Dec 2022 from 8.30 am to 11.30 am, 1 pm to 5 pm, and 7 pm to 8 pm.
- She will be on-site at OPSS on 19 Dec (Mon) 😊

Thinking About Your Next Step?



Who am I?

Where do I want to go?

How do I get there?

Resources to help you make informed decisions




Where can we find more information?



<https://go.gov.sg/mySFsec>



Resources to help you make informed decisions



Where can we find more information?



<https://go.gov.sg/whats-next-nlevel>



<https://go.gov.sg/whats-next-nlevel>

Post-Secondary Education

Learn more about the admissions exercises and programmes

<https://moe.gov.sg/post-secondary/admissions>



Learn more about the post-secondary education institutions

<https://moe.gov.sg/post-secondary/overview>





Unsure of what's next?

Explore different jobs and industries with **On My Way (OMW)**. Find out if your career goal and educational pathway match your interests, values and ambitions.

Get key info on **jobs and industries** that you aspire to enter, with quick FAQs on **how to get there!**



Peek into a **day in the life of professionals** from various fields with our video series.

Connect with schooling seniors, go on learning journeys, or tune in to our industry panels, we've got programmes planned from Nov 2022 to Feb 2023

Go to <https://go.gov.sg/omw-moerrp2023> and let's get you on your way!



<https://go.gov.sg/omw-moerrp2023>

KNOW IT ALL

COPY URL TO SHARE



INVESTMENT BANKER

Investment Bankers sell securities and provide strategic advice to their clients. They advise clients on raising funds from the equity/debt capital markets and merger and acquisitions (M&A).



RESPONSIBILITIES

Advise corporate clients on product offerings, private equity transactions, mergers and acquisitions, and valuations.

Determine the **best strategy** and place to **raise debt or equity capital**.

Prepare necessary documents to **protect the company and investor**.

Ensure all **government regulations have been adhered to**.

Perform financial modelling using valuation methods.

SKILLS NEEDED

HARD SKILLS

- Financial Modelling (e.g. DCF, Public Comps, M&A Comps)
- Data Analytics
- Strong Mathematical and Numerical Skills



SOFT SKILLS

- Influencing and negotiation skills
- Innovative Problem Solving
- Customer Orientation
- Communication




The N-Level is not
the destination.

It is part of your
education journey.



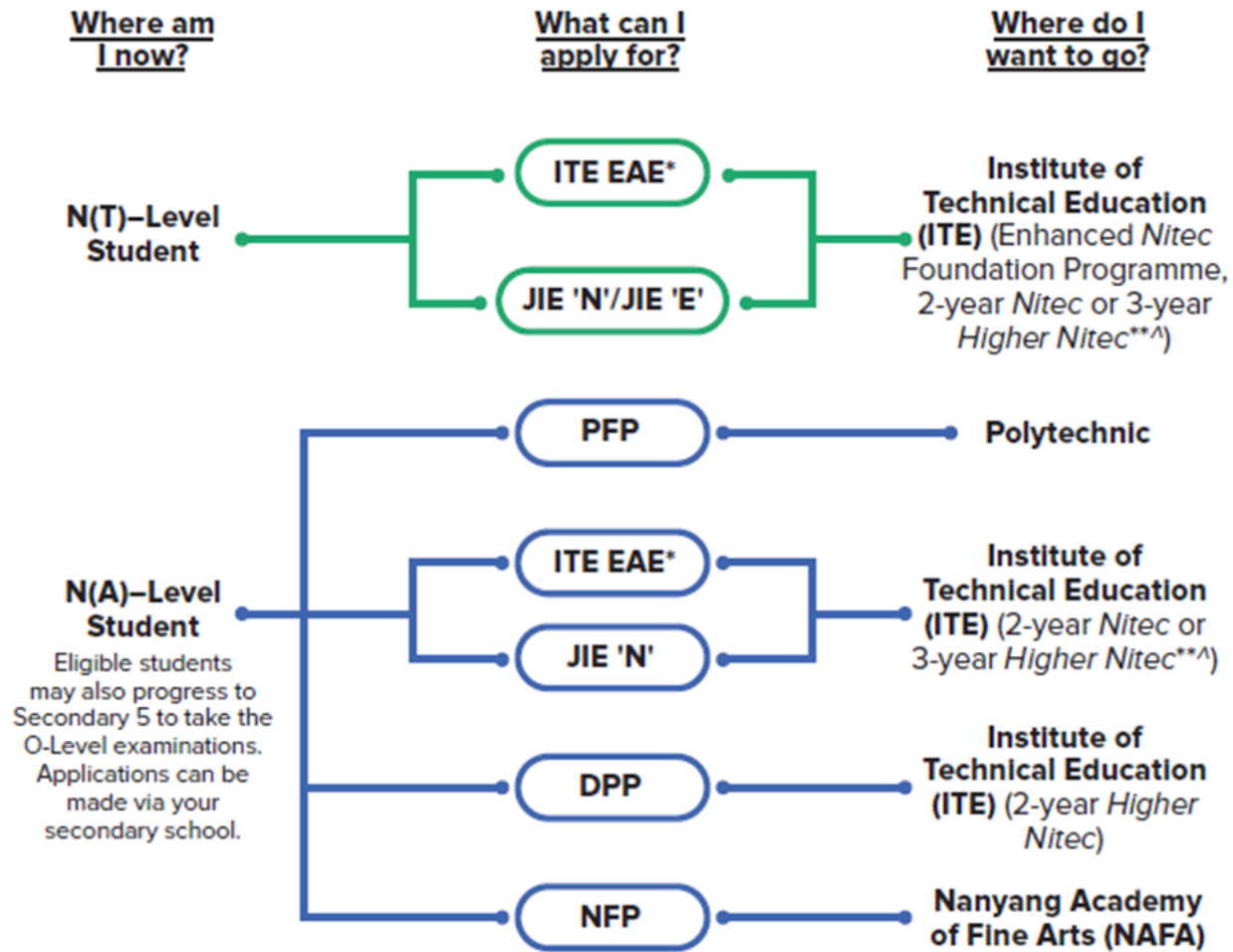
Admission Exercises

Things to note





Admissions Exercises for N-Level Students




<https://www.moe.gov.sg/post-secondary/admissions>



Admissions Exercises Application Timeline



When can I apply?



*Students can apply through these admission exercises before their examinations.

**Certain *Nitec* and *Higher Nitec* courses are available in traineeship mode. For more information on applying to these courses, you can visit <https://www.ite.edu.sg/admissions/traineeship>

^ There are eleven 3-year Higher Nitec courses available for AY2022

Details of Admission Exercises (1)

ITE EAE – ITE Early Admissions Exercise

ITE EAE is an aptitude-based admissions exercise that allows students to apply and receive conditional offers for admission to ITE based on their aptitude and interest, prior to receiving their final GCE N-Level examination results. It allows students to demonstrate their aptitudes and interests apart from academic grades, thus allowing a wider range of talents to be recognised.



go.gov.sg/iteeae

JIE 'N'/JIE 'E' – Joint Intake Exercise

The JIE 'N' is for 2-year *Nitec* or 3-year *Higher Nitec* courses offered by ITE.

The JIE 'E' is for GCE N(T) students to apply for the 3-year *Nitec* course with Enhanced *Nitec* Foundation Programme.



go.gov.sg/applyjie

Details of Admission Exercises (2)

DPP – Direct-Entry-Scheme to Polytechnic Programme

DPP allows Secondary 4N(A) students to be admitted directly into a two-year *Higher Nitec* programme at ITE without having to sit for the O-Level examinations or undergo a *Nitec* programme.

DPP students who successfully complete their *Higher Nitec* courses at ITE and attain the required qualifying Grade Point Average (GPA) scores are guaranteed a place in a polytechnic diploma course mapped to their *Higher Nitec* course.



go.gov.sg/applydpp

NFP – NAFA Foundation Programme

The NFP is a full-time one-year practice-based programme targeted at N(A) students, to prepare them for the successful enrolment and completion of a diploma programme at NAFA. Students enrolled into the NFP are offered provisional places in their pre-selected diploma courses, and can progress to the first year of the course upon the successful completion of the NFP.



go.gov.sg/applynafafp

PFP – Polytechnic Foundation Programme

PFP is a one-year programme that offers a practice-oriented curriculum taught by polytechnic lecturers to better prepare polytechnic-bound N(A) students for entry into selected polytechnic diploma courses. PFP students are given provisional places in diploma programmes, subject to them passing all modules in the 1-year PFP.



go.gov.sg/pfp

Details of Admission Exercises

2023

INTAKE EXERCISE

For January 2023 Intake

Admission Booklet

For Full-Time and
Traineeship Courses



Institute of Technical Education

Internet Address: www.ite.edu.sg

***Link to the softcopy of the
booklet will be given later.***

Important Dates (pg 6, Admission Booklet)

Joint Intake Exercise 'N' (JIE 'N') for 3-Year Higher Nitec / 2-Year Nitec Courses and Joint Intake Exercise 'E' (JIE 'E') for 3-Year Nitec Courses with Enhanced Nitec Foundation Programme

Activity	Date (Tentative)
Application Period	The application will commence following the official announcement of the 2022 Singapore-Cambridge GCE 'N' (Technical) and GCE 'N' (Academic) Level Examination results. The application period will start from 2.30pm on the 1 st day of application and end at 5pm on 22 Dec 2022. The exact application period will be published in the media and ITE website following the release of the GCE 'N' Level Examination results.
Release of Course Interview Details	23 Dec 2022 (from 2pm) - (Please refer to page 53)
Interview for Courses with Interview Requirement	27 Dec 2022 or 28 Dec 2022
Release of Application Results	30 Dec 2022 (from 9am)
Acceptance of Offer	30 Dec 2022 to 4 Jan 2023
Reporting to Colleges and Commencement of Training	9 Jan 2023
Appeal	30 Dec 2022 to 4 Jan 2023
Release of Course Interview Details under Appeal Phase	6 Jan 2023 (from 9am)
Interview for Courses with Interview Requirement under Appeal Phase	9 Jan 2023
Release of Appeal Results	11 Jan 2023 (from 9am)

Guide to Internet Application for JIE 'N' Full-Time 3-Year Higher Nitec / 2-Year Nitec Courses (pg 43)

- Microsoft Edge and Google Chrome are recommended. Mobile devices are not recommended.
- Go to <https://www.ite.edu.sg> and click on the 'Apply for ITE Courses' link to view the list of intake exercises.
- Click on 'For GCE 'N' Applicants (JIE 'N')' under 'Full-Time 3-Year Higher Nitec / 2-Year Nitec Courses (Jan 2023 Intake)'.
- Click 'Apply Now' to link you to the application website. You may click the links to other ITE webpages to find out more about ITE courses and Colleges before you make your application.

Step 1

- Enter your NRIC / FIN and Date of Birth.
- Click 'I WANT TO SUBMIT AN APPLICATION'.
(or you may also apply using Singpass)

Step 2

- Read instructions on the screen.
- You must pass the colour vision test if you wish to apply for: Aerospace Avionics; Aerospace Technology; Applied Food Science; Architectural Technology; Automotive Technology; Built Environment; Chemical Process Technology; Digital Animation; Electrical Technology; Electronics Engineering; Fashion Apparel Production & Design; Interior & Exhibition Design; Mechatronics & Robotics; Product Design; Rapid Transit Technology; Security System Integration; Urban Greenery & Landscape; Video Production; and Visual Communication courses. To find out if you are free from colour appreciation deficiency, go to <https://colormax.org/color-blind-test/> to do a self-check.
- Otherwise, click 'NEXT' to proceed.

Step 3a

- Check through the particulars displayed on the screen. You may make changes to your NS status (if required).
- Click 'NEXT' to continue.

Step 3b

- Update your address, home & mobile phone numbers and email address. Your email address will be used to provide you with details of your application; notification of interviews / tests (if shortlisted) and your Enrolment Letter (if successful).
- Click 'NEXT' to continue.

Step 3c

- Click 'NEXT' to continue.

Step 4

- Enter your choices in order of preference. You are allowed to select up to 12 choices. Select your preferred courses and Colleges. Check through your choices.
- After that, click 'SUBMIT'.

Step 5

- Click 'YES – SUBMIT' to confirm and submit your application.

Step 6

- You will see on the screen a verification slip with the choices you have made and your web ID and password. Click 'PRINT' at the bottom of the page to print a copy of the verification slip for your reference. You will need your web ID and password to view the result of your application.

Please note the following:

- You are advised to keep your web ID and password confidential.
- You are allowed to make changes to your application only once over the Internet. Please follow the instructions in the verification slip for making changes to your application over the Internet. For subsequent changes to application, you have to call or email to any of the Customer & Visitor Centre of ITE Colleges listed on page 137 for assistance within the application period.

Important Dates (pg 6, Admission Booklet)

Joint Intake Exercise 'H' (JIE 'H') for 2-Year Higher Nitec with 10 Weeks Preparatory Courses under Direct Entry Scheme to Polytechnic Programme (DPP)

Activity	Date (Tentative)
Application Period	The application will commence following the official announcement of the 2022 Singapore-Cambridge GCE 'N' (Academic) Level Examination results. The application period will start from 2.30pm on the 1 st day of application and end at 5pm on 22 Dec 2022. The exact application period will be published in the media and ITE website following the release of the GCE 'N' (Academic) Level Examination results.
Release of Application Results	23 Dec 2022 (from 2pm)
Acceptance of Offer	23 Dec 2022 to 28 Dec 2022
Appeal	23 Dec 2022 to 28 Dec 2022
Release of Appeal Results	30 Dec 2022 (from 9am)
Reporting to Colleges and Commencement of Training	9 Jan 2023

Guide to Internet Application for JIE 'H' Full-Time 2-Year Higher Nitec Courses under the Direct Entry Scheme to Polytechnic Programme (DPP)

(pg 93)

- Microsoft Edge and Google Chrome are recommended. Mobile devices are not recommended.
- Go to <https://www.ite.edu.sg> and click on the 'Apply for ITE Courses' link to view the list of intake exercises.
- Click on 'Direct Entry Scheme to Polytechnic Programme (DPP)' under 'Full-Time 2-Year *Higher Nitec* with 10 Weeks Preparatory Courses (Jan 2023 Intake)'.
- Click 'Apply Now' to link you to the application website. You may click the links to other ITE webpages to find out more about ITE courses and Colleges before you make your application.

Step 1

- Enter your NRIC / FIN and Date of Birth.
- Click 'I WANT TO SUBMIT AN APPLICATION'.
(or you may also apply using SingPass)

Step 2

- Read instructions on the screen.
- You must pass the colour vision test if you wish to apply for the **Electrical Engineering; Electronics Engineering; and Mechatronics Engineering** courses. To find out if you are free from colour appreciation deficiency, go to <https://colormax.org/color-blind-test/> to do a self-check.
- Otherwise, click 'NEXT' to proceed.

Step 3a

- Check through the particulars displayed on the screen. You may make changes to your NS status (if required).
- Click 'NEXT' to continue.

Step 3b

- Update your address, home & mobile phone numbers and email address. Your email address will be used to provide you with details of your application and your Enrolment Letter (if successful).
- Click 'NEXT' to continue.

Step 3c

- Click 'NEXT' to continue.

Step 4

- Enter your choices in order of preference. You are allowed to select up to 12 choices. Select your preferred courses and Colleges. Check through your choices.
- After that, click 'SUBMIT'.

Step 5

- Click 'YES – SUBMIT' to confirm and submit your application.

Step 6

- You will see on the screen a verification slip with the choices you have made and your web ID and password. Click 'PRINT' at the bottom of the page to print a copy of the verification slip for your reference. You will need your web ID and password to view the result of your application.

Please note the following:

- You are advised to keep your web ID and password confidential.
- You are allowed to make changes to your application only once over the Internet. Please follow the instructions in the verification slip for making changes to your application over the Internet. For subsequent changes to application, you have to call or email to any of the Customer & Visitor Centre of ITE Colleges listed on page 137 for assistance within the application period.

ITE EAE Matters

FOR SEC 4(NA) AND 4(NT) COHORT

Students with confirmed ITE EAE offers are expected to honour their EAE offers. They are not allowed to apply for Nitec courses or 3-year Higher Nitec courses at the Joint Intake Exercise (JIE). However, they can still apply for the Direct-Entry-Scheme to Polytechnic Programme (DPP) after the release of the GCE 'N' Level results, or Polytechnic Foundation Programme (PFP) after the release of the GCE 'O' Level results, if they qualify.

ITE will also be contacting students about the status of their ITE EAE offers via (i) mobile phones or (ii) electronic mail. However, in the event that students do not receive the updates from ITE due to unforeseen circumstances (e.g. mobile number has changed since ITE EAE application), they would still be able to check-in with their schools on their ITE EAE offer status.

Details on the Polytechnic Foundation Programme (PFP)

- The Polytechnic Foundation Programme (PFP) is a diploma-specific foundation programme conducted over two academic semesters at the polytechnics by polytechnic staff.
- All Secondary 4 Normal (Academic) students who intend to apply for the PFP should report for Secondary 5 on 3 January 2023, even if they have met the PFP eligibility criteria based on their GCE N-Level results received in December 2022.
- Eligible students will subsequently be able to submit their applications for the PFP upon release of the GCE O-Level results. If their applications are successful, they will be required to attend classes up till the last Friday of January 2023. The polytechnics will contact PFP-bound students regarding enrolment and matriculation in February / March 2023.


Important Details

- Students who are interested in applying for both the PFP and DPP are encouraged to consider carefully their interests and strengths, as well as the courses offered under both programmes.
- One option for students who are interested in both the PFP and DPP is to **first progress to Sec 5N(A)** and then apply for both the PFP and DPP upon release of the GCE O-Level examination results in January 2023. Students who are offered a place in both the PFP and DPP may only accept one course offer. Students who accept both offers will have both offers voided. If their application to either the PFP or DPP is successful, they will withdraw from Sec 5N(A) by the end of January 2023.
- If the student have already accepted his/her DPP offer, his/her secondary school will contact him/her if he/she is eligible for PFP and the collection of the PFP eligibility form (Form P), after the release of the GCE O-Level results. If the student decides to apply for and accepts his/her PFP offer in January, he/she will need to apply for withdrawal from the DPP course. Applicant can apply for refund of his/her DPP enrolment fees, subject to ITE's approval.

N(A) Students who sat for GCE O-Level Examination

- Since the GCE O-Level results are released only in January 2023, such students are allowed to use their school-based O-Level preliminary examination results to compute their eligibility for promotion to Sec 5N(A), retention in Sec 4N(A), or progression to ITE 2-year Nitec or 3-year Higher Nitec.
- Students who sat for the same subject at both the GCE N(A)- and GCE O-Level Examinations are allowed to use the better of the two grades to compute their ELMAB32.
- For example, a student who took N(A)-Level and O-Level English Language (EL) can use the better of the grade from either the GCE N(A)-Level Examination or the school-based O-Level preliminary examination converted to an N(A)-Level grade to compute their eligibility for promotion to Sec 5N(A) or retention in Sec 4N(A) before the release of the GCE O-Level results.

For Students Planning for Private Education



The 3Rs when deciding on Private Education

Reasons

Why are you
furthering your
studies?

Readiness

How ready are
you to further
your studies?

Risks

Do you know
the possible
drawbacks?

<https://go.gov.sg/pei-studentresources>



8 Things You Should Know Before You Enrol in A Private School

School Registration



Ensure the school is registered with CPE. Review the school's registration period, expiry date and its overall registration track record.


Partner Institution



Research on the partner institution conferring the diploma or degree, and whether the qualification is recognised by the industry.

EduTrust Certification Scheme

Is the school EduTrust-certified*? Under the scheme, private schools are assessed for their performance in areas such as school management and provision of student support services.



**Schools are required to obtain EduTrust certification in order to offer external degree programmes*

School Premises

Head down to the campus ground to check the facilities and support services. Observe the study environment too.



Fee Protection



Ask if there is any course fee protection so that you will be able to recover unconsumed course fees should the school close down.

Beyond Course fees



Find out about the course syllabus and materials, graduation rates and employment prospects. Approach the alumni to find out what they think of the school.

Teachers

Check if the teachers are qualified to teach the course.



Internship

If industry attachment is included, find out which organisation you will be attached to, the period of attachment and the alternative arrangement should the attachment become unavailable. Verify the information with the organisation as well.



Useful Links

- Admission Booklet (https://www.ite.edu.sg/docs/default-source/admissions-docs/full-time/publications/admission-booklet/gce-n-admission-booklet-2023.pdf?sfvrsn=182e5d54_2)
- ITE application portal (<https://www.ite.edu.sg/apply-for-ITE-courses>)
- Direct-Entry-Scheme to Polytechnic Programme (DPP) (<https://www.ite.edu.sg/admissions/full-time-courses/higher-nitec/dpp>)
- Polytechnic Foundation Programme (PFP) (<https://pfp.polytechnic.edu.sg/PFP/index.html>)
- <http://orchidparksec.moe.edu.sg/>

Important Documents you will receive

- N Level Certificate
- Result Slip
- **Form N** (tear along the perforated line on the form and the Eligible Courses will be shown inside)
- ITE Admission Booklet
- ECG Materials
- Leaving Certificate

Progression to Sec 5NA

- Pick up the Application form for Sec 5NA from the General Office.
- Fill in the form and submit to the General Office by **12 pm, 27 Dec 2022.**

~Thank you~

